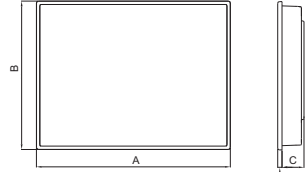
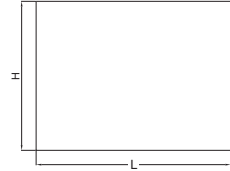


MT Series HMI Panels / MT系列人機介面

Outlet Dimension / 外觀尺寸

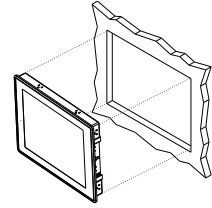


Cut Out Dimension / 開孔尺寸

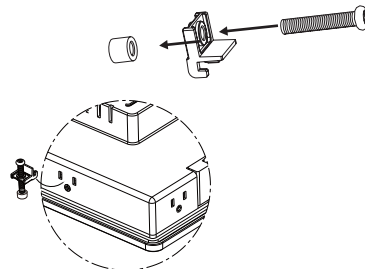


6 : MT043/MT070/MT080
MT100/MT104/MT121
MT150
6.5 : MT043-WSP

Installation Drawing / 安裝示意圖



Fix Screw / 固定螺絲



! Screw each fixing screw until the bezel corner gets in contact with the panel
使用固定螺絲固定時請注意不要鎖太緊，以避免壓迫造成其他問題。

Model	A	B	C	L	H
MT043-WSP	172.0mm	102.0mm	30.0mm	160.5mm	89.5mm
MT043	130mm/5.12"	106.2mm/4.18"	39mm/1.54"	119mm/4.69"	93mm/3.66"
MT070	188mm/7.40"	143.3mm/5.64"	36mm/1.42"	175mm/6.89"	132.5mm/5.22"
MT080	231.5mm/9.11"	174.5mm/6.87"	42.5mm/1.67"	221mm/8.70"	164mm/6.46"
MT100/MT104	270.1mm/10.63"	212.1mm/8.35"	42.5mm/1.67"	259.5mm/10.22"	201.5mm/7.93"
MT121	335.4mm/13.20"	245.9mm/9.68"	54.8mm/2.16"	301.5mm/11.87"	228mm/8.98"
MT150	399.1mm/15.71"	297.6mm/11.72"	55mm/2.17"	384.5mm/15.14"	283mm/11.14"

Dispose of batteries / 電池處理



Battery / 電池

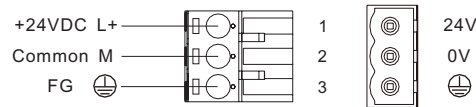
MATSUSHITA/PANASONIC 3V 50mAh Vanadium Lithium Rechargeable Battery type.

! Dispose of batteries according to local regulations. 廢棄電池的處理請依據使用者所在地對廢棄電池處理方式辦理。

! 100% battery capacity can hold for 5 months without power supply in general environment. Please charge at least 72hrs within the hold up time. The data in the memory may be incorrect under low battery condition. 電池電量100%時，在斷電停機狀態下能保持五個月(一般環境)，請在保持時間內充電72小時，因電量不足的情況下造成記憶體的資料不正確。

Power Supply / 電源供應

! Powered by a Low Voltage / Limited Energy power source. 以低電壓提供電力 / 限制能量電源。

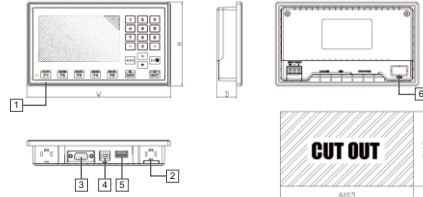


! Do not open the rear cover of the panel when power is applied. 電源送電時請勿開啟後殼。

! Ensure that the power supply has enough power capacity for the operation of the equipment. 送電時請確定電源設備的電源能力符合產品硬體規範。

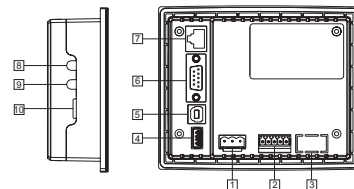
Items Models	MT043-WSP	MT043 MT070 MT080	MT100 MT104 MT121
Power consumption	24VDC±10% ; 10W	24VDC±10% ; 20W	

Function View / 功能視角
MT043-WSP

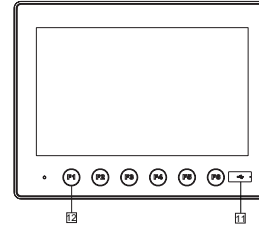


- 1 Front Function Key / 前置功能鍵
- 2 Power connector / 電源端子
- 3 COM1/COM3 9Pin Female / COM1/COM3 9Pin 母座
- 4 USB Client / USB接口
- 5 USB Host / USB接口
- 6 COME2 5PIN (Terminal) / COME 5PIN (端子台)


MT043



MT070



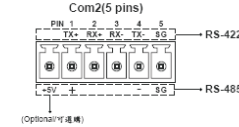
MT080/MT104



Connections / 腳位圖

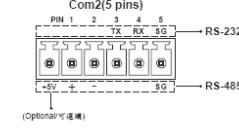
A-Type / 機型-A
COM1(DB-9-Female) / DB-9母座

Pin	Description
1	RS-422 TXD+ / RS-485+
2	RS-232 RXD
3	RS-232 TXD
4	RS-422 RXD+
5	GND
6	RS-422 TXD- / RS-485-
7	RS-232 TXD COM3
8	RS-232 RXD COM3
9	RS-422 RXD-



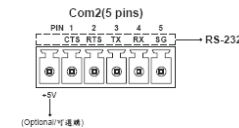
B-Type / 機型-B
COM1(DB-9-Female) / DB-9母座

Pin	Description
1	RS-422 TXD+ / RS-485+
2	RS-232 RXD
3	RS-232 TXD
4	RS-422 RXD+
5	GND
6	RS-422 TXD- / RS-485-
7	RS-232 TXD COM3
8	RS-232 RXD COM3
9	RS-422 RXD-

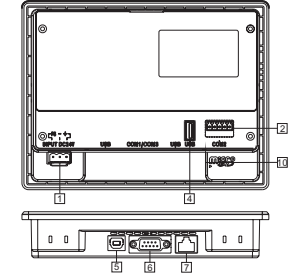


C-Type / 機型-C
COM1(DB-9-Female) / DB-9母座

Pin	Description
1	RS-422 TXD+ / RS-485+
2	RS-232 RXD
3	RS-232 TXD
4	RS-422 RXD+
5	GND
6	RS-422 TXD- / RS-485-
7	RS-232 TXD COM3
8	RS-232 RXD COM3
9	RS-422 RXD-



MT070/MT080/MT100/MT104/MT121/MT150



- 1 Power connector / 電源端子
- 2 COM2 5 Pin(Terminal) / COM2 5 Pin (端子台)
- 3 COM3(Optional) / COM3(選項)
- 4 USB Connector / USB 接口
- 5 USB Client / USB 接口
- 6 COME1 9Pin Female / COME1 9Pin 母座
- 7 Ethernet Port / 網路接口
- 8 Audio-Out / 音效輸出接口
- 9 Mic / 麥克風輸入接口
- 10 Micro SD slot / Micro SD 插槽
- 11 Front USB connector(Optional) / 前置USB接口(選項)
- 12 Front Function Key(Optional) / 前置功能鍵(選項)

Download Cable / 程式下載線

Com1		Com1	
Com1 Connector/Com1接頭 9 Pin Male(公座)		PC Connector/PC接頭 9 Pin Female(母座)	
RXD	2	TXD	3
TXD	3	RXD	2
SG	5	SG	5
(RS-232)TXD(COM3)	7	RXD	2
(RS-232)RXD(COM3)	8	TXD	3
B-Type Com2		PC Connector/PC接頭 9 Pin Female(母座)	
Com2 Connector/Com2接頭 Terminal 5 Pin Male(5 Pin 端子台)			
RXD	4	TXD	3
TXD	3	RXD	2
SG	5	SG	5
C-Type Com2		PC Connector/PC接頭 9 Pin Female(母座)	
Com2 Connector/Com2接頭 Terminal 5 Pin Male(5 Pin 端子台)			
RXD	4	TXD	3
TXD	3	RXD	2
SG	5	SG	5

The products have been designed for use in an industrial environment in compliance with the 2004/108/CE directive. 本產品適用於工業環境並符合2004 / 108 / CE規範

The products have been designed in compliance with: 本產品符合以下法規:

- EN 61000-6-4
- EN 5022 Class A
- EN 61000-4-2
- EN 61000-4-3
- EN 61000-4-4
- EN 61000-4-5
- EN 61000-4-6
- EN 61000-4-8
- EN 61000-4-11

The installation of these devices into the residential, commercial and light-industrial environments is allowed only in the case that special measures are taken in order to get the conformity to IEC-61000-6-3. 本產品若要安裝住宅、商業及輕工業環境時，必須加測特殊檢驗以符合IEC-61000-6-3